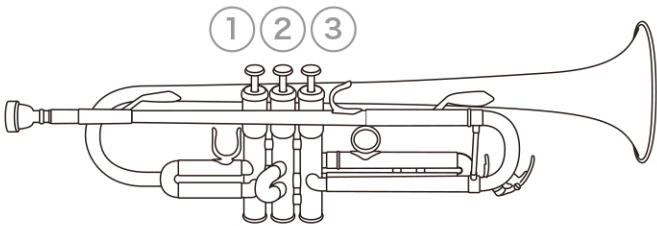
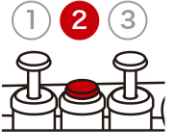


Trumpet fingering chart





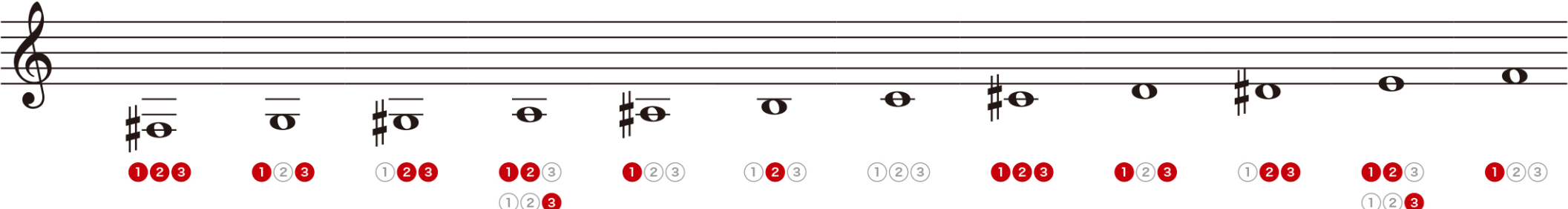
○ Release

● Press

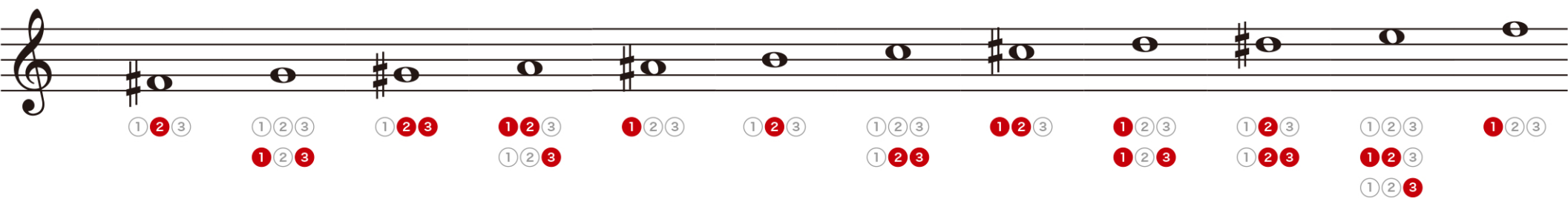
① Index finger

② Middle finger

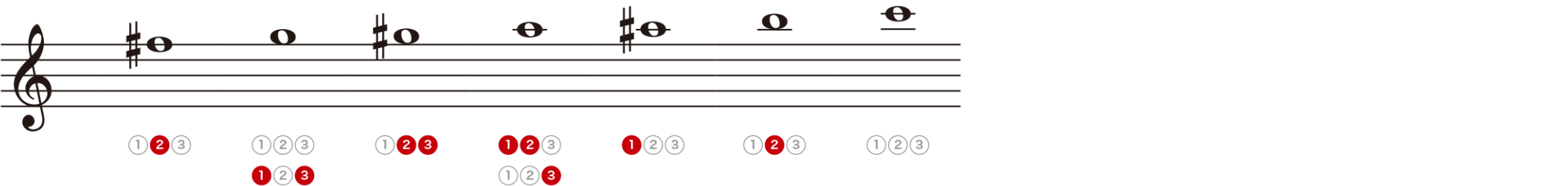
③ Ring finger



Staff 1: Notes from G4 to G5. Fingerings: G4 (1 2 3), A4 (1 2 3), B4 (1 2 3), C5 (1 2 3), D5 (1 2 3), E5 (1 2 3), F5 (1 2 3), G5 (1 2 3), A5 (1 2 3), B5 (1 2 3), C6 (1 2 3), D6 (1 2 3).



Staff 2: Notes from G4 to G5. Fingerings: G4 (1 2 3), A4 (1 2 3), B4 (1 2 3), C5 (1 2 3), D5 (1 2 3), E5 (1 2 3), F5 (1 2 3), G5 (1 2 3), A5 (1 2 3), B5 (1 2 3), C6 (1 2 3), D6 (1 2 3).



Staff 3: Notes from G4 to G5. Fingerings: G4 (1 2 3), A4 (1 2 3), B4 (1 2 3), C5 (1 2 3), D5 (1 2 3), E5 (1 2 3), F5 (1 2 3), G5 (1 2 3), A5 (1 2 3), B5 (1 2 3), C6 (1 2 3), D6 (1 2 3).